



EL BOSQUE
CLUB DE GOLF

- COURSE GUIDE -

WELCOME

Our aim at El Bosque Golf Club is to ensure you feel better when you leave than when you arrived. Whilst we can't guarantee you'll hit a hole in one or finish under par, we hope you enjoy your time with us.

The following information will assist as you make your way around the course, but if you would like any further tips, please ask the team in the Pro Shop before you set off.

El Bosque Golf Club is located in Valencia, the place to be if you are a golf, gastronomy & good weather lover. Opened in 1975, it was designed by Robert Trent Jones Sr, one of the most well-known designers in the world. The land that the course occupies is crossed by a deep ravine, which gives it an undulating profile that allows for an interesting variety of holes. With a length of 6081 meters from white tees, it's a true test of golf for all types of players.

Good luck and enjoy your round!



ROBERT TRENT JONES SR

The signature of Robert Trent Jones Sr is one of the biggest guaranteed seals that can be given in the world of golf. In Spain only six golf courses have his signature, of which RCG Sotogrande and RC Valderrama stand out.

Jones championed the concept of “Heroic Golf,” meaning that if a player wanted to attempt a difficult shot, they would be faced with a risk/reward. This is where Jones became the first architect to regularly employ water as the ultimate hazard.

Overall, Jones designed, or redesigned, over 500 courses in 40 states and 35 countries worldwide. The best known among them were Oakland Hills (Birmingham, Mich.), The Olympic Club (San Fran.), Oak Hill (Rochester, N.Y.), Congressional (Bethesda, Md.) and Hazeltine National (Chaska, Minn.).

Some of his other well-known projects are Mauna Kea in Hawaii, Dorado Beach in Puerto Rico, the Atlanta Athletic Club and the Robert Trent Jones Golf Club and Golden Horseshoe in Virginia.



COURSE REFURBISHMENT

The course renovation, which was carried out between 2019 and 2021, involved an investment exceeding 3.5 million Euros. Improvements were made to all the structural elements of the course.

At the design level, very few changes were made. In short, new tee off areas, and the movement and replanting of trees that were essential to the course maintenance. For that, we relied upon the supervision of Cabell B. Robinson.

The main objective behind the improvements to the irrigation system was to take what we already had up to the next level by reducing the amount of water used and creating a more environmentally sustainable system. To achieve this, essential changes to the hydraulic network, control and sprinkler systems were necessary.



All the bunkers surrounding the greens were improved using the innovative Better Billy Bunker system. This improved layout greatly increases the drainage capacity of the surface of the bunkers, permits the water to pass through the stone at an increased rate, allows the silica sand to be kept clean and free from contamination and prevents damage from running water after heavy rainfalls.

The entire playing surface was also replaced. The variety chosen was Bermuda Tifway 419 for the fairways and rough, Tahoma 31 for the tees and Agrostis Tyee for the greens and fringes.

We also took advantage by making vast improvements to all the pathways on the course including reorientation and making them visually more appealing.



COURSE MAP



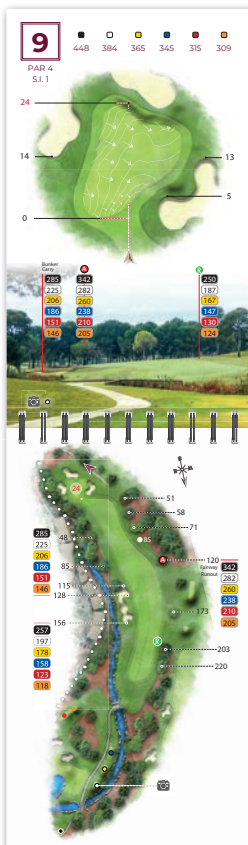
All distances are measured in **METERS** to the **FRONT** of the green.

14

All measurements on and around the green are taken from a point perpendicular to the white dot 'o'

24

These figures indicate depth of green from front edge 'o'



Dotted line indicates Out of Bounds area.

Approach indicates the playing line through the centre of green

Indicates green slopes, with bolder arrows being the most severe

Driving distance from each tee position

Direction to the next hole

Indicates a Fairway-Runout



© Copyright Clere Golf 2023. Designed, surveyed, printed and published by Clere Golf. All rights reserved. No reproduction, copy or transmission of this publication should be made without written permission of Clere Golf.

Ref. 11508

1

349 332 317 296 285 262

PAR 4
S.I. 11



Bunker
Carry

231
215
200
179
169
147

A

253
235
220
199
189
165

Bunker

230
212
197
175
165
140



26

31

236

221

206

185

176

155

50

48

69

87

96 Bunker Carry

231

215

200

179

169

147

214

197

183

162

152

131

103

112

133

153

41

61

76

87

109

120

147

185

Fairway Runout

A

164

253

235

220

199

189

165

230

212

197

175

165

140



2

379
365
355
337
315
308

PAR 4
S.I. 3



L

225
 208
 197
 182
 162
 154

Bunker

250
 235
 223
 205
 182
 174

R

225
 208
 197
 182
 162
 154





- 263
- 247
- 236
- 218
- 195
- 188
- 250
- 235
- 223
- 205
- 182
- 174



3



504



485



467



440



406



386

PAR 5

S.I. 15



Bunker

284
265
246
219
185
165

A

319
300
281
254
220
192

Bunker
Carry

273
255
236
210
176
157





- 319
- 300
- 281
- 254
- 220
- 192
- 284
- 265
- 246
- 219
- 185
- 165

Fairway Runout

180

202

215

236

283

304

129

156

180

202

215

236

283

304

129

156

180

202

215

236

283

304

129

156

180

202

215

236

283

304

129

156

180

202

215

236

283

304

129

156

180

202

215

236

283

304

129

156

180

202

215

236

283

304

129

156

180

202

215

236

283

304

129

156

180

202

215

236

283

304

129

156

180

202

215

236

283

304

129

156

180

202

215

236

283

304

129

156

180

202

215

236

283

304

129

156

180

202

215

236

283

304

129

156

180

202

215

236

283

304

129

156

180

202

215

236

283

304

129

156

180

202

215

236

283

304

129

156

180

202

215

236

283

304

129

156

180

202

215

236

283

304

129

156

180

202

215

236

283

304

129

156

180

202

215

236

283

304

129

156

180

202

215

236

283

304

129

156

180

202

215

236

283

304

129

156

180

202

215

236

283

304

129

156

180

202

215

236

283

304

129

156

180

202

215

236

283

304

129

156

180

202

215

236

283

304

129

156

180

202

215

236

283

304

129

156

180

202

215

236

283

304

129

156

180

202

215

236

283

304

129

156

180

202

215

236

283

304

129

156

180

202

215

236

283

304

129

156

180

202

215

236

283

304

129

156

180

202

215

236

283

304

129

156

180

202

215

236

283

304

129

156

180

202

215

236

283

304

129

156

180

202

215

236

283

304

129

156

180

202

215

236

283

304

129

156

180

202

215

236

283

304

129

156

180

202

215

236

283

304

129

156

180

202

215

236

283

304

129

156

180

202

215

236

283

304

129

156

180

202

215

236

283

304

129

156

180

202

4



163



163



147



142



126



121


PAR 3

S.I. 17



Left edge
of Green

Right edge
of Green





23

151

151

135

131

114

109



5



347



339



324



287



192



192

PAR 4

S.I. 7



Top of
Mound

281

273

258

221

122

122

Last Tree

271

263

248

211

120

120





6



353



353



335



296



258



258

PAR 4

S.I. 13



Bunker

265

265

247

209

171

171

A

292

292

275

235

198

198

R

225

225

208

168

131

131



292

292

275

235

198

198

52

61

55

Fairway
Runout

78

86

265

265

247

209

171

171

104

116

131

153

169

177



27

A

R

48

87

118

156



7

PAR 5

S.I. 5



489



481



462



436



419



384



Bunker

244

235

218

193

176

141

A

298

289

272

245

228

193

Bunker
Carry

268

260

241

214

197

162





8



183



160



149



126



110



92

PAR 3

S.I. 9



Left edge
of Green

Right edge
of Green





28

170

146

134

113

97

72



9

PAR 4
S.I. 1

					
448	384	365	345	315	309



Bunker
Carry

285
225
206
186
151
146

A
342
282
260
238
210
205

R
250
187
167
147
130
124





10



381



369



340



314



308



228

PAR 4

S.I. 12



L

225

217

189

171

155

74

A

250

241

213

194

178

101

R

225

217

189

171

155

74





26

41

50

71

98

137

250

241

213

194

178

101

127
Fairway
Runout

146

L

R



164

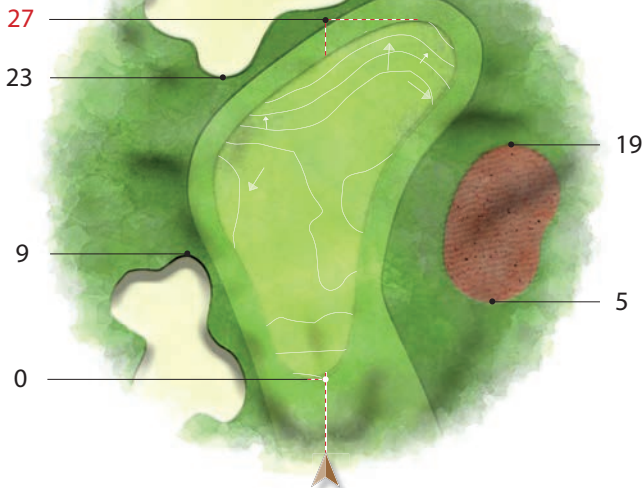
178



11

PAR 5
S.I. 10

					
444	444	432	405	375	354



A

280

279

267

240

211

190

Bunker

201

201

188

161

132

113





12

193

134


130

119

105

93

PAR 3
S.I. 14



Left edge
of Green

Right edge
of Green





21

184

127

123

107

97

84



13

● 421 ○ 380 ■ 333 ■ 296 ■ 255 ■ 255

PAR 4

S.I. 4



Bunker

296

255

208

172

129

129

Fairway
End

323

282

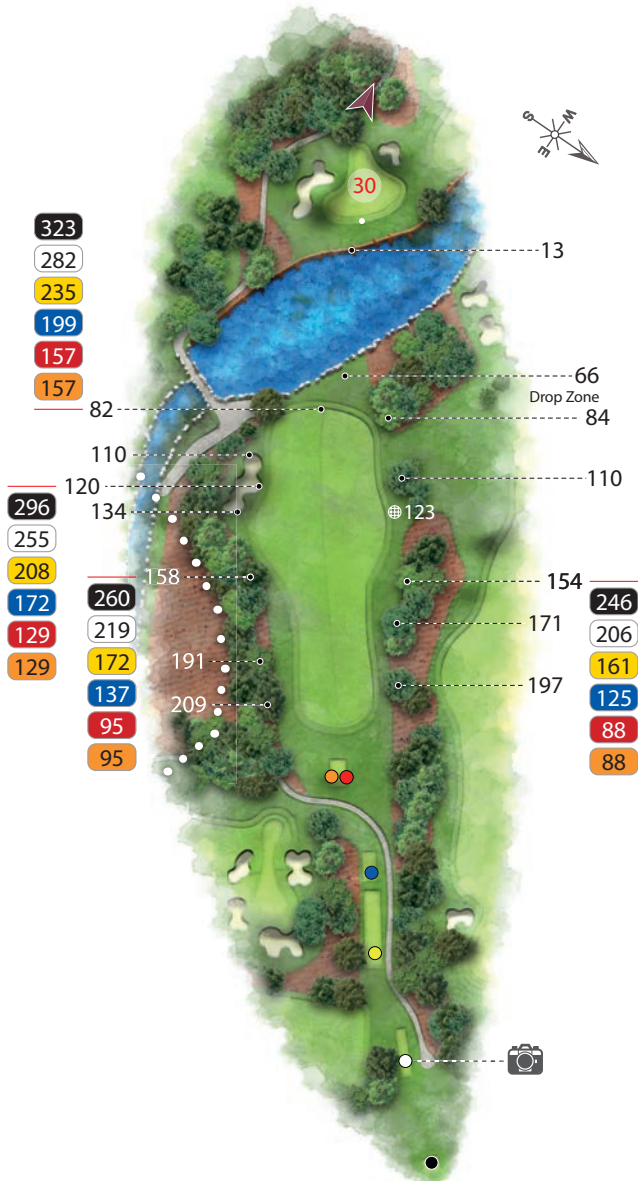
235

199

157

157





14



159



159



144



129




121



98

PAR 3

S.I. 18



Left edge
of Green

Right edge
of Green





33

142

141

127

113

104

82



15

PAR 5
S.I. 8



534



463



452



427



383



371

32

15

6

0

Bunker

278

208

198

174

132

121

Bunker

352

281

270

247

200

188

Bunker

284

213

202

178

131

119





32

79

111

125

228

241

278

208

198

174

132

121

262

270

39

63

82

104

132

154

169

352

281

270

247

200

188

284

213

202

178

131

119



16

PAR 4
S.I. 16

●	○	■	■	■	■
361	350	300	283	268	259



Bunker
Carry

254
244
193
177
160
151

Bunker

222
212
162
146
130
121





20

254

244

193

177

160

151

37

67

99

Bunker Carry

140

212

202

152

136

119

110

171

205

42

60

75

98

112

134

289

279

229

213

196

187

222

212

162

146

130

121



17

PAR 4
S.I. 2

433 400 382 366 280 226





18

PAR 4

S.I. 6

329
 320
 310
 292
 230
 230

16

3

0



L

Bunker

Bunker Carry

275

268

257

238

176

176

307

299

288

270

204

204

275

268

257

238

176

176





250

242

231

212

143

143

Bunker Carry

78

90

205

198

187

169

100

100

32

63

L

119

139

157

173

16

12

307

299

288

270

204

204

50

Bunker Carry

275

268

257

238

176

176

99

223

216

206

188

125

125

142

181



- SCORECARD -

Hole	Black Metres	White Metres	Yellow Metres	Blue Metres	Red Metres	Orange Metres	Par	SI
1	349	332	317	296	285	262	4	11
2	379	365	355	337	315	308	4	3
3	504	485	467	440	406	386	5	15
4	163	163	147	142	126	121	3	17
5	347	339	324	287	192	192	4	7
6	353	353	335	296	258	258	4	13
7	489	481	462	436	419	384	5	5
8	183	160	149	126	110	92	3	9
9	448	384	365	345	315	309	4	1
OUT	3215	3062	2921	2705	2426	2312	36	-
10	381	369	340	314	308	228	4	12
11	444	444	432	405	375	354	5	10
12	193	134	130	119	105	93	3	14
13	421	380	333	296	255	255	4	4
14	159	159	144	129	121	98	3	18
15	534	463	452	427	383	371	5	8
16	361	350	300	283	268	259	4	16
17	433	400	382	366	280	226	4	2
18	329	320	310	292	230	230	4	6
IN	3255	3019	2823	2631	2325	2114	36	-
OUT	3215	3062	2921	2705	2426	2312	36	-
TOTAL	6470	6081	5744	5336	4751	4426	72	-





Club de Golf El Bosque

A-3 towards Madrid, exit 337 Carretera
de Godelleta, km. 4.1 46370 Chiva

Tel: +96 180 80 09
golf.office@elbosque.com

